

TOWN AND COUNTRY PLANNING ACT 1990

DACORUM BOROUGH COUNCIL

Application Ref No. 4/0997/96

Mr and Mrs M H Williams  
42 Castle Hill  
Berkhamsted  
Herts  
HP4 1HF

Francis W. Keyworth  
20 Park Road  
Melton Mowbray  
Leicestershire  
LE13 1TT

DEVELOPMENT ADDRESS AND DESCRIPTION  
=====

42 Castle Hill, Berkhamsted, Herts


FIRST FLOOR AND SINGLE STOREY EXTENSIONS

Your application for *full planning permission (householder)* dated 22.07.1996 and received on 31.07.1996 has been **REFUSED**, for the reasons set out on the attached sheet(s).

Director of Planning

Date of Decision: 23.09.1996


(ENC Reasons and Notes)



REASONS FOR REFUSAL  
OF APPLICATION: 4/0997/96

Date of Decision: 23.09.1996

The proposed extensions will result in two storey development extending across virtually the whole width of the plot and projecting to within 6 m of the front boundary. This, together with the substantial increase in roof height represents a building which is overdominant and excessive giving a cramped appearance out of character with the surrounding development.



TOWN AND COUNTRY PLANNING ACT 1990

DACORUM BOROUGH COUNCIL

Application Ref No. 4/0997/96

Mr and Mrs M H Williams  
42 Castle Hill  
Berkhamsted  
Herts  
HP4 1HF

Francis W. Keyworth  
20 Park Road  
Melton Mowbray  
Leicestershire  
LE13 1TT

DEVELOPMENT ADDRESS AND DESCRIPTION  
=====

42 Castle Hill, Berkhamsted, Herts

FIRST FLOOR AND SINGLE STOREY EXTENSIONS

Your application for *full planning permission (householder)* dated 22.07.1996 and received on 31.07.1996 has been **REFUSED**, for the reasons set out on the attached sheet(s).


Director of Planning

Date of Decision: 23.09.1996

(ENC Reasons and Notes)

REASONS FOR REFUSAL  
OF APPLICATION: 4/0997/96

Date of Decision: 23.09.1996



The proposed extensions will result in two storey development extending across virtually the whole width of the plot and projecting to within 6 m of the front boundary. This, together with the substantial increase in roof height represents a building which is overdominant and excessive giving a cramped appearance out of character with the surrounding development.